



Level measurement Radar 26GHz

Level measurement under certain pressure temperature limit and easy process condition

RD-2100

GENERAL

The extremely narrow microwave pulse emitted by the antenna on radar level instrument can travel at the speed of light and part of its energy, which is reflected off the surface of target medium that received by the very same antenna. The time lapse between pulse emission and reception by the antenna is proportional to the distance between the surface of target medium and the reference point on antenna. However, due to the fact that the electromagnetic wave is transmitted at extremely high speed, which leads to the tiny time lapse and makes it difficult to be identified, RD2100 series of radar level instrument have adopted a special demodulation technology, enabling itself to detect the time lapse between pulse emission, reception correctly and eventually generate accurate measurement result.



SPECIFICATION

Measurement Range : 0-10 m

Measurement Accuracy : 3 mm

Process Temperature : -40~130 C°

Frequency Range : 26GHz (K Band)

Process Pressure : -1.0~3 bar

Signal Output : 4-20mA(DC24V)/HART (2-Wire)

4-20mA(22.8~26.4VDC)/HART(4-Wire)

4-20mA(90~260VAC)/HART(4-Wire)

Effective Beam Angle : 22 °

Display : LCD Adjustment Module

Antenna Material : PTFE(100mm)

Housing/Protection : Plastic/IP66

Aluminium/IP67

Aluminium(two Chamber)/IP67

Stainless steel 316L/IP67

Process Connection : Threaded Version G1-1/2A, 1-1/2NPT,

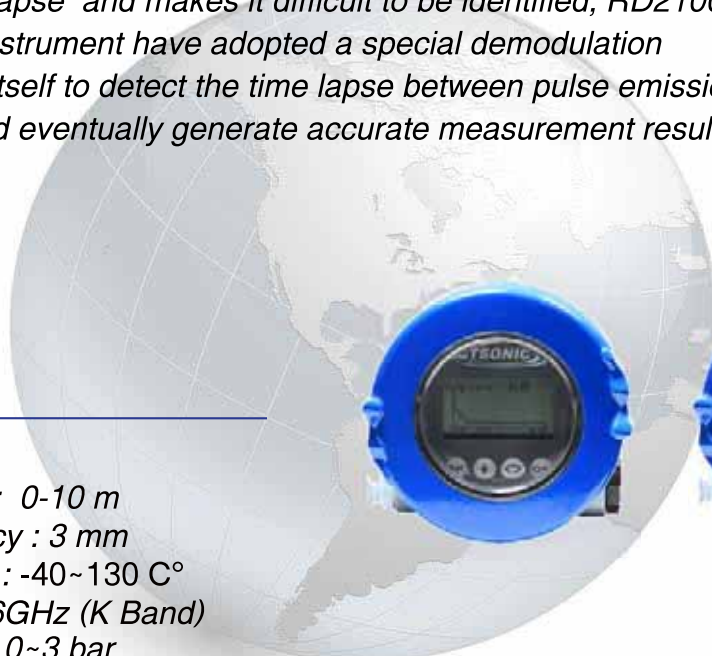
Flange DN50(PTFE)and Special Specification

Approval : Standard(without Approval)

Intrinsically Safe(Exia IIC T6)

Intrinsically Safe+Ship Approval(Exia IIC T6)

Intrinsically Safe+Flameproof Approval(Exia IIC T6)





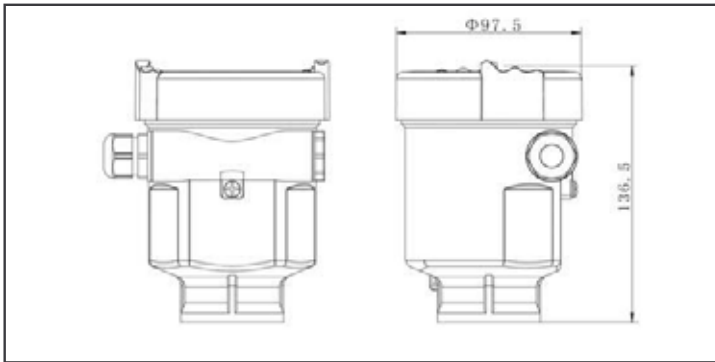
Level measurement Radar 26GHz

Level measurement under certain pressure temperature limit and easy process condition

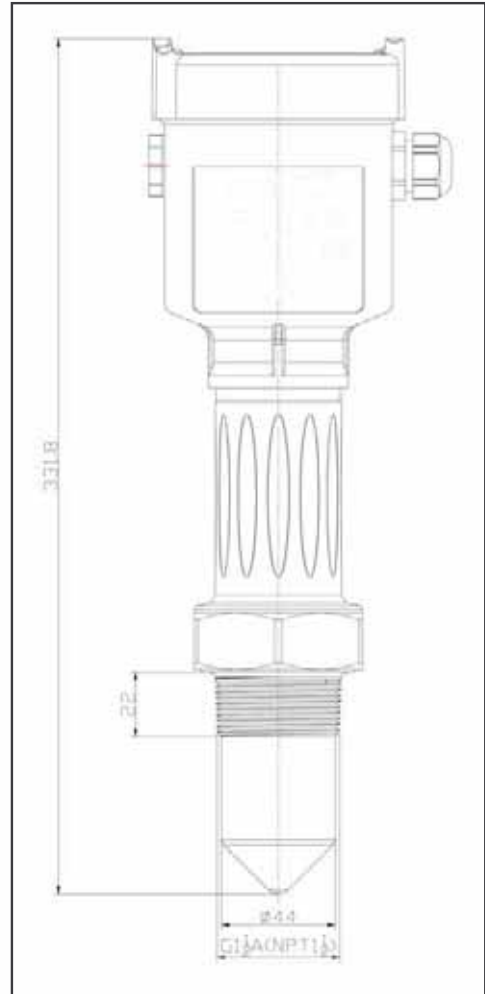
RD-2100

Dimensional Specifications

A/B/C Type : Housing
Material : PBT/Aluminium/316L



Threaded Version



C Type : Aluminium(two chamber)

